- **Installation and wiring of luminaire must be in accordance with all applicabie local codes.**
- **Installation,inspection,and maintenance of luminaires should be performed by a qualified electrician.**
- **DO NOT make or alter any open holes in the luminaire Do not modify the luminaire.**
- **DO NOT install damaged product.**
- **Make sure electrical power is OFF before and during installation and maintenance.**
- **Make sure the equipment is properly grounded.**
- **Make sure the supply voltage is same as the rated fixture voltage.**

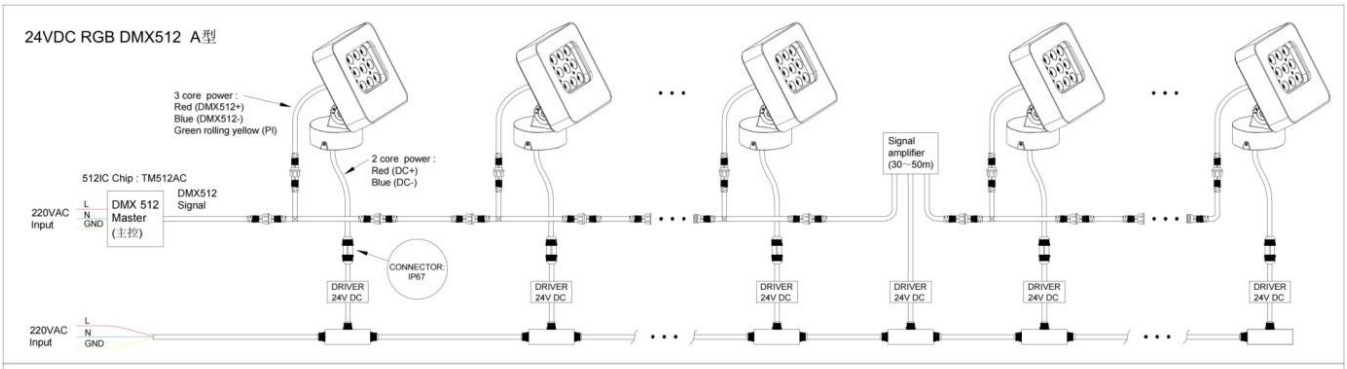
24VDC RGB DMX512 A型
3 core power :
Red (DMX512+)
Blue (DMX512-)
Green rolling yellow (PI)
2 core power :
Red (DC+)
Blue (DC-)
512IC Chip : TM512AC
220VAC Input
L
N
GND
DMX 512 Master (主控)
DMX512 Signal
CONNECTOR: IP67
DRIVER 24V DC
Signal amplifier (30~50m)

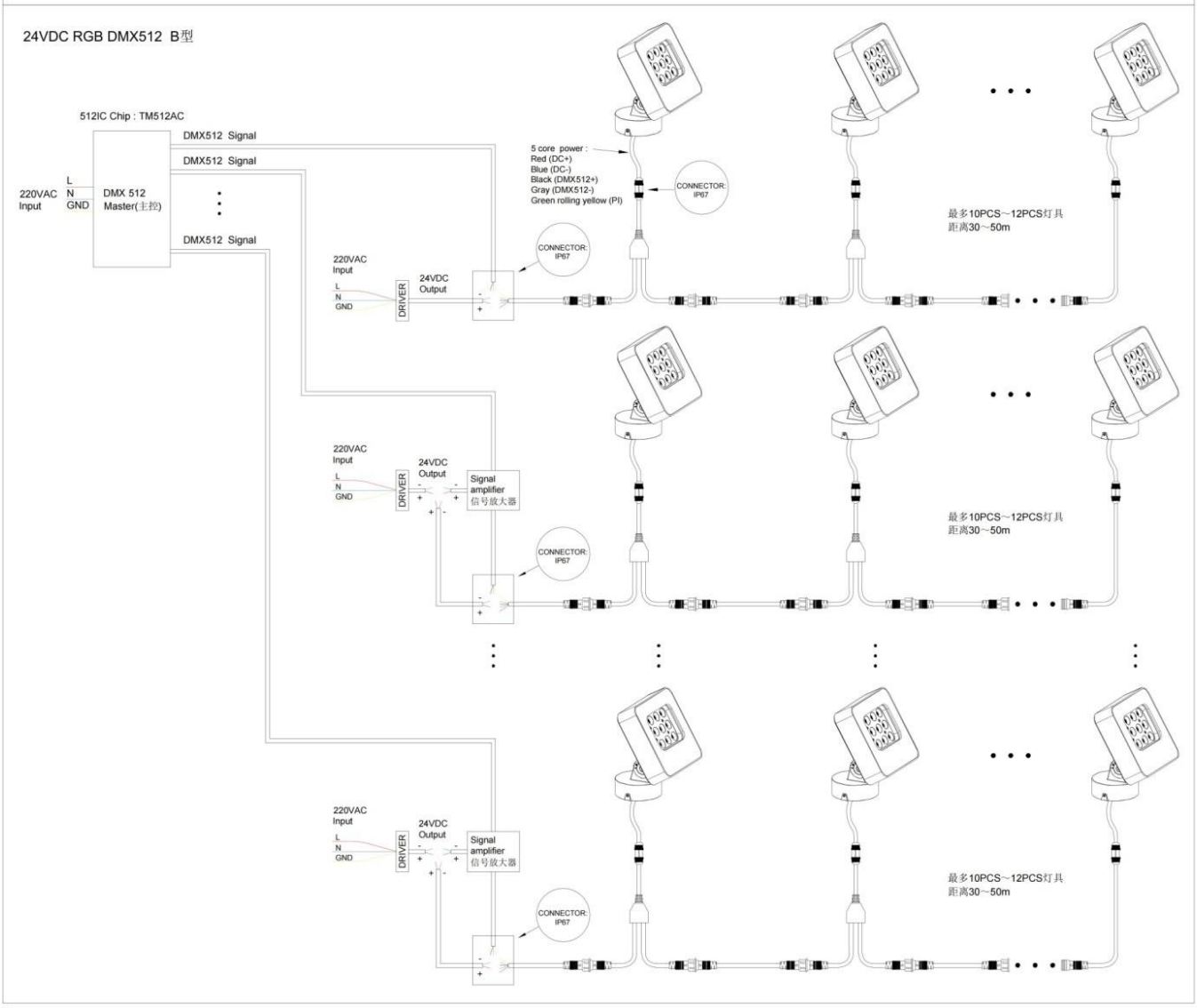
24VDC RGB DMX512 B型
512IC Chip : TM512AC
220VAC Input
L
N
GND
DMX 512 Master(主控)
DMX512 Signal
DMX512 Signal
DMX512 Signal
5 core power :
Red (DC+)
Blue (DC-)
Black (DMX512+)
Gray (DMX512-)
Green rolling yellow (PI)
CONNECTOR: IP67
DRIVER
24VDC Output
Signal amplifier 信号放大器
最多10PCS～12PCS灯具
距离30～50m

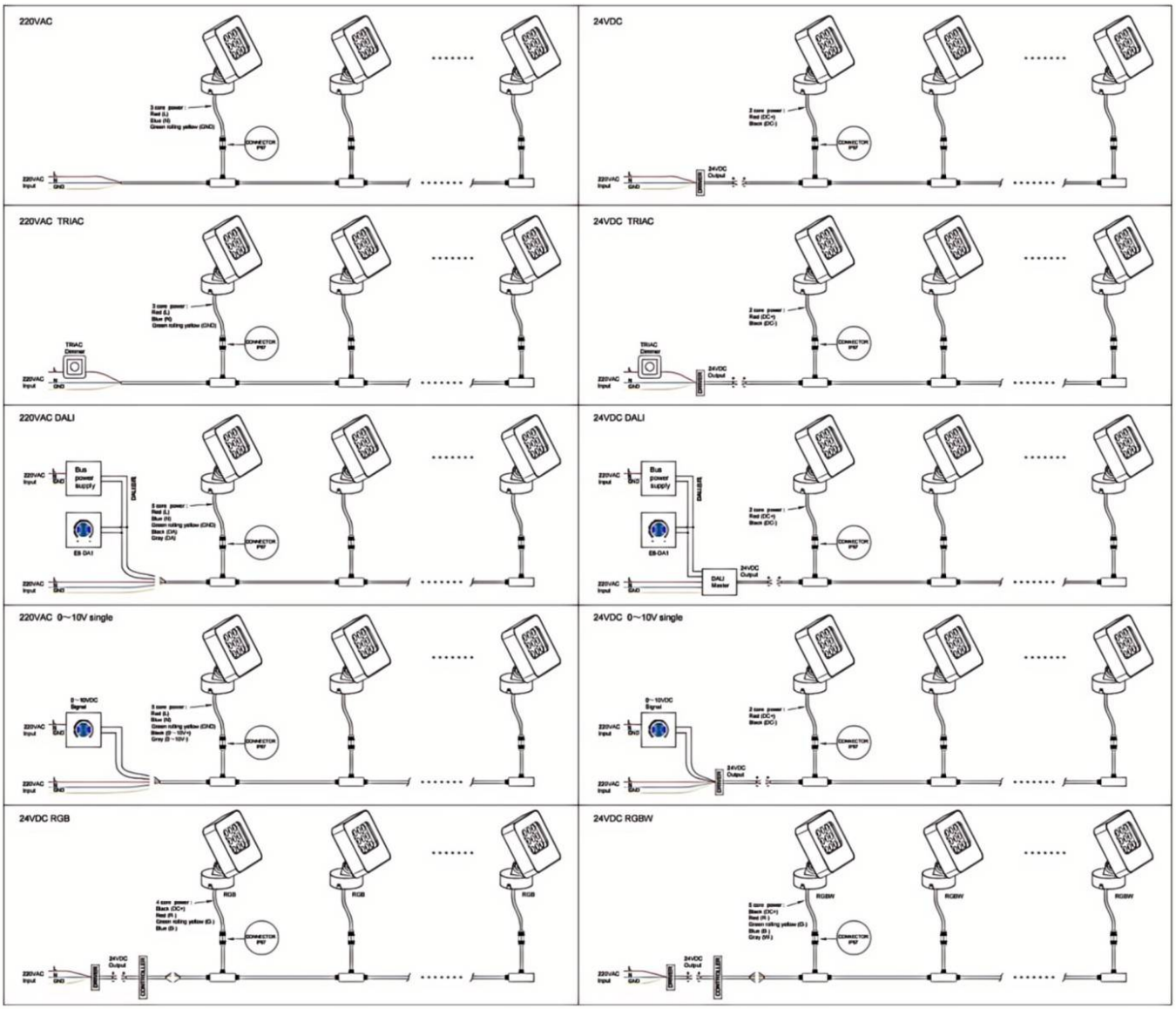
220VAC
24VDC
220VAC TRIAC
24VDC TRIAC
220VAC DALI
24VDC DALI
220VAC 0~10V single
24VDC 0~10V single
24VDC RGB
24VDC RGBW